

SLIMLINE DUAL DESK

PRODUCT DESCRIPTION

The Slimline Dual Student Desk is a durable and space-efficient table designed to seat two students comfortably in a shared workspace. Built with a strong steel frame and a hard-wearing laminate top, it's made for long-term use in busy classrooms.

RET02



RET03



RET04



RET05



COMPOSITION

- 18mm Laminate Board (Laminex E0)
- 35 x 20mm steel frame (square tube)
- Wide range of table top colours (see House Colours)

OPTIONS

- Writable Top
- Frame colour
- Table top colours


DIMENSIONS

Code	Width (mm)	Depth (mm)	Height (mm)
RET02	1200	600	545
RET03	1200	600	605
RET04	1200	600	650
RET05	1200	600	720

Standard Range




Curly Birch



Oyster Grey



Steel Blue




White



Greystone

Premium Range



Parchment



Raw Birchply



Young Beech




Classic Oak



Elegant Oak



Coastal Sunrise



Olivine



Pillarbox



Morrocan Clay



Fossil



Portsea



Tornado



Charcoal



Black



BATGER