

RIGHT HANDED SCIENCE BENCH
CUPBOARD WITH SINK
REB06R

PRODUCT DESCRIPTION

A durable, lockable science bench built to NSW DET standards. Features a moisture-resistant benchtop, stainless steel sink, and heat tile for safe and practical lab use. Includes two lockable doors, internal adjustable shelf, and levelling feet. Customisable with left- or right-hand door configuration, benchtop finishes, and optional castors for mobility.



HANDLE OPTIONS



D Handle



Education Handle*



Bow Handle




Knob (chrome)

* Default unless specified

SPECIFICATIONS

W1200 D700 H865


Laminate - Core



White




Curly Birch



Oyster Grey



Steel Blue^



Greystone*^

Laminate - Premium*



Parchment



Raw Birchply



Young Beech




Classic Oak




Elegant Oak



Coastal Sunrise*



Olivine



Pillarbox*



Moroccan Clay




Fossil




Portsea*



Tornado



Charcoal



Black

All board used is Australian sourced, E0 and Green Tag certified.

*Premiums may apply when used for cabinetry.

^Not available in compact laminate.



BATGER