

SCIENCE BENCH
REB0113

PRODUCT DESCRIPTION

A compact, durable science bench built to NSW DET standards. Constructed from 18mm Laminex E0 board with a 25mm moisture-resistant benchtop, it includes two lockable doors, an internal adjustable shelf, and secure storage. Optional compact laminate top and castors available for added flexibility and mobility.



HANDLE OPTIONS



D Handle



Education Handle*



Bow Handle




Knob (chrome)

* Default unless specified

SPECIFICATIONS
W1220 D600 H865


Laminate - Core



White




Curly Birch



Oyster Grey



Steel Blue^



Greystone*^

Laminate - Premium*



Parchment



Raw Birchply



Young Beech




Classic Oak




Elegant Oak



Coastal Sunrise*



Olivine



Pillarbox*



Moroccan Clay




Fossil




Portsea*



Tornado



Charcoal



Black

All board used is Australian sourced, E0 and Green Tag certified.

*Premiums may apply when used for cabinetry.

^Not available in compact laminate.



BATGER