

# TIMBER LOCKERS

## PRODUCT DESCRIPTION

Strong and durable timber lockers built by Batger. Tried and tested for over 40 years. Heavy duty steel frame versions available.

Standard timber lockers come with a polished timber (MDF) carcass, with a wide range of door colours. White and other colour carcass are also available.

Available bases included treated pine (outdoor), 50mm kicker (indoor) and steel frame stands.

## COMPOSITION

100% Recyclable Bluescope Steel

## OPTIONS

- Sloping top
- Locker Stands
- Bench Seat (timber / aluminium)
- Clothes Rod
- Additional Shelves
- Wide range of Laminex colours (see page 2)



### Steel Frame Series (recommended for student use)



Code	Description	Height	Width	Depth
REL-T1	Single door locker	1800mm	400mm	550mm
REL-T2	Two door vertical locker	1800mm	400mm	550mm
REL-T3	Three door vertical locker	1800mm	400mm	550mm
REL-T4	Four door vertical locker	1800mm	400mm	550mm
REL-T4P	Four door vertical locker with pigeon holes	1800mm	300mm	400mm
REL-2SF	Two door steel frame locker (two across)	900mm	720mm	550mm
REL-4SF	Four door steel frame locker (two up - two across)	1800mm	720mm	550mm
REL-6SF	Six door steel frame locker (three up - two across)	1800mm	720mm	550mm


# TIMBER LOCKERS

---


## Core Range




Curly Birch




Oyster Grey



Steel Blue




White



Greystone

## Premium Range



Parchment



Raw Birchply



Young Beech




Classic Oak




Elegant Oak



Coastal Sunrise




Olivine



Pillarbox



Morrocan Clay



Fossil



Portsea



French Navy



Tornado



Charcoal



Black