

MODULAR SEATING: STUDY HUB

PRODUCT DESCRIPTION

The Study Hub is perfect for focussed study. Pair with a laptop table (RES226) to create your focus space. Create configurations with others in the range - RES502, RES503. Study Hubs are mobile and flexible. Move them around in library spaces and use the Connecting Panel (RES504) to join hubs together and create collaborative spaces. **See Page 2 for configuration ideas.**




Single Seater Study Hub
RES501
W930 D660 H1580
(450 seat height)



Double Seater Study Hub
RES502
W1230 D660 H1580 (450
seat height)



Triple Seater Study Hub
RES503
W1890 D660 H1580
(450 seat height)



Connecting Panel
RES504
W1090 D50 H1525

OPTIONS

Available in wide range of fabrics and vinyl (see House Colours)

SWATCHES

Standard Range (Soft furnishings)

KEYLARGO

A tactile, classic appearance with a strong, naturally textured weave. 100% polyester.



Ash



Wasabi



Sky



Marigold




Paprika




Denim

LUSTRELL CHARISMA

Hard-wearing vinyl with a matte finish. Combines flexibility and durability for upholstery purposes.



Ecrú



Seafoam



Cloud



Orange



Poppy



Navy

ASHCROFT ENCORE


Environmentally considerate, high performance fabric. Resistant to mould and mildew.



Silver



Grass



Teal



Canary



Black



Navy

Premium range available - see House Colour brochure.



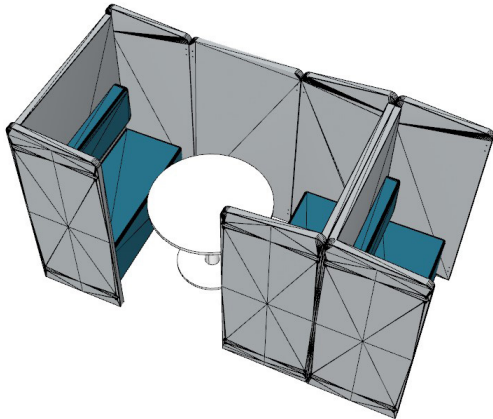
GECA



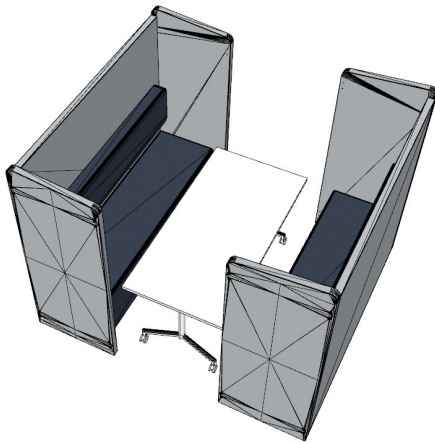
LAMINEX
EO BOARD

 **BATGER**

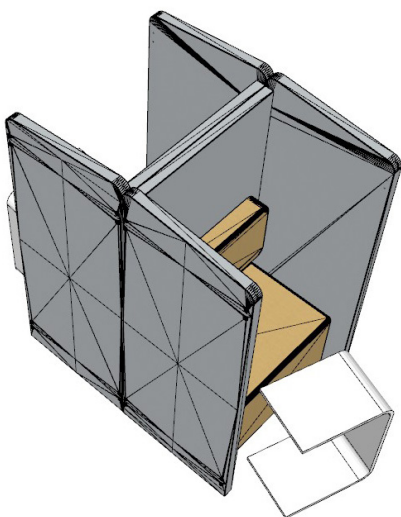
MODULAR SEATING: STUDY HUB CONFIGURATION IDEAS



- 1 x Connecting Panel
- 3 x Double Seater Study Hubs
- 1 x RET209 Disc Base Table



- 2 x Triple Seater Study Hubs
- 1 x Executive Range Flip Table



- 2 x Single Seater Study Hubs
- 2 x RET226 Laptop Table